

Madhupur College, Madhupur

A Constituent Unit of S. K. M. University, Dumka
NAAC Grade 'B'

Feedback on CBCS Syllabus, Session (2020-21)


Analysis Report

Report of Analysis of Feedback on the Syllabus received from Students, Teachers and Alumni.
The data was collected using Structured Questionnaire.

Students Feedback on the Syllabus


Feedback regarding syllabus and teaching curriculum, based on 10 parameters was collected from 560 students. The responses are collected on 5 point Likert Scale. The response received from the students are shown in the below table. Figures shown in brackets are in percentage to the total.

Sl. No.	Questions	Response					Total
		1- Strongly Disagree	2- Disagree	3- Neither Agree nor Disagree	4- Agree	5- Strongly Agree	
1.	Is curriculum easy to understand? क्या पाठ्यक्रम को समझना आसान है?	11 (1.96)	12 (2.14)	17 (3.04)	372 (66.43)	148 (26.43)	560 (100)
2.	Is semester system convenient to you to learn the curriculum? क्या पाठ्यक्रम सीखने के लिए सेमेस्टर प्रणाली आपके लिए सुविधाजनक है?	06 (1.07)	23 (4.11)	105 (18.75)	241 (43.03)	185 (33.04)	560 (100)
3.	Are the syllabus properly covered in each semester? क्या प्रत्येक सेमेस्टर में पाठ्यक्रम ठीक से कवर किया गया है?	03 (0.54)	36 (6.43)	137 (24.46)	215 (38.39)	169 (30.18)	560 (100)
4.	Is syllabus designed logically? क्या सिलेबस तार्किक रूप से तैयार किया गया है?	20 (3.57)	47 (8.39)	85 (15.18)	221 (39.47)	187 (33.39)	560 (100)



5.	Are the prescribed reference books available in the library? क्या पुस्तकालय में निर्धारित संदर्भ पुस्तकें उपलब्ध हैं?	82 (14.64)	87 (15.54)	56 (10.00)	189 (33.75)	146 (26.07)	560 (100)
6.	Is the language of prescribed reference books easy to understand? क्या निर्धारित संदर्भ पुस्तकों की भाषा को समझना आसान है?	74 (13.21)	78 (13.93)	67 (11.96)	176 (31.44)	165 (29.46)	560 (100)
7.	Is current syllabus useful to get job? क्या वर्तमान पाठ्यक्रम नौकरी पाने के लिए उपयोगी है?	40 (7.14)	64 (11.43)	194 (34.64)	164 (29.29)	98 (17.50)	560 (100)
8.	Does the curriculum provide you the advanced knowledge of the subject? क्या पाठ्यक्रम आपको विषय का उन्नत ज्ञान प्रदान करता है?	64 (11.43)	52 (9.29)	105 (18.75)	193 (34.46)	146 (26.07)	560 (100)
9.	Is curriculum completed within prescribed duration? क्या पाठ्यक्रम निर्धारित अवधि के भीतर पूरा किया गया है?	39 (6.96)	41 (7.32)	98 (17.50)	195 (34.83)	187 (33.39)	560 (100)
10.	Are some points in the curriculum taught you with the help of ICT? क्या पाठ्यचर्या के कुछ बिंदु आपको आईसीटी की सहायता से पढ़ाए जाते हैं?	26 (4.64)	87 (15.54)	201 (35.89)	148 (26.43)	98 (17.50)	560 (100)

66.43 percent students agreed on curriculum is easy to understand, while 26.43 percent students strongly agreed on the same. 43.03 percent students agreed on semester system is convenient to learn, while 33.04 percent students strongly agreed on the same. 38.39 percent students agreed on prescribed syllabus is properly covered in each syllabus, while 30.18 percent students strongly agreed on the same. 39.47 percent students agreed on prescribed syllabus is logically



designed, while 33.39 percent strongly agreed on the same. 33.75 percent students agreed on the prescribed reference books are available in the library, while 26.07 percent students strongly agreed on the same. 31.44 percent students agreed on the language of prescribed books available in the library is easy to understand, while 29.46 percent students strongly agreed on the same. 29.29 percent students agreed on the current syllabus is useful to get job, while 34.64 percent students neither agree nor disagree on the same. 34.46 percent students agreed on the prescribed curriculum provide advanced knowledge of the subject, while 26.07 percent students strongly agreed on the same. 34.83 percent students agreed on the curriculum is completed within the prescribed duration, while 33.39 percent students strongly agreed on the same. 26.43 percent students agreed on the some points in the curriculum taught with the help of ICT, while 35.89 percent students neither agree nor disagree on the same.




Teachers Feedback on the Syllabus

Feedback regarding syllabus based on 10 parameters was collected from 15 Teachers. The responses are collected on 5 point Likert Scale. The response received from the teachers are shown in the below table. Figures shown in brackets are in percentage to the total.

Sl. No.	Questions	Response					Total
		1- Strongly Disagree	2- Disagree	3- Neither Agree nor Disagree	4- Agree	5- Strongly Agree	
1.	Is the curriculum as per the need of students?	-	-	01 (6.67)	05 (33.33)	09 (60.00)	15 (100)
2.	Is curriculum easy to understand?	-	-	02 (13.33)	05 (33.33)	08 (53.34)	15 (100)
3.	Is semester system convenient for student to learn?	-	01 (6.67)	02 (13.33)	06 (40.00)	06 (40.00)	15 (100)
4.	Are the credit given for each course appropriate?	-	01 (6.67)	05 (33.33)	05 (33.33)	04 (26.67)	15 (100)
5.	Does the curriculum incorporate cross cutting issues like professional ethics, human values and environmental protection?	-	-	01 (6.67)	06 (40.00)	08 (53.33)	15 (100)
6.	Are the prescribed reference books easily available?	-	-	-	06 (40.00)	09 (60.00)	15 (100)
7.	Does the course provide enough experiential learning through research, field work and project works?	-	01 (6.66)	06 (40.00)	04 (26.67)	04 (26.67)	15 (100)
8.	Is current curriculum useful to provide job opportunity?	-	02 (13.33)	04 (26.67)	04 (26.67)	05 (33.33)	15 (100)
9.	Is the CBCS system helpful to the learners?	-	-	02 (13.33)	07 (46.67)	06 (40.00)	15 (100)
10.	Is the evaluation system appropriate?	-	-	05 (33.33)	06 (40.00)	04 (26.67)	15 (100)

60 percent Teachers strongly agreed on the curriculum is as per the need of students, while 33.33 percent teachers agreed on the same. 53.34 percent teachers strongly agreed on curriculum is easy to understand, while 33.33 percent teachers agreed on the same. 40 percent teachers agreed on the semester system is convenient for student to learn, while 40 percent strongly agreed on the



same. 33.33 percent teachers agreed on the credit given for each course is appropriate, while 33.33 percent teachers neither agree nor disagree on the same. 53.33 percent teachers strongly agreed on the curriculum contain human values, environmental related issues and remedies, while 40 percent teachers agreed on the same. 60 percent teachers strongly agreed on the prescribed reference book is easily available, while 40 percent teachers agreed on the same. 26.67 percent teachers strongly agreed on the course provide enough experiential learning through research, field work and project works, while 40 percent teachers neither agree nor disagree on the same. 33.33 percent teachers strongly agreed on the current curriculum is useful to provide job opportunity, while 26.67 percent teachers agreed on the same. 46.67 percent teachers agreed on the CBCS system is helpful to the learners, while 40 percent teachers strongly agreed on the same. 40 percent teachers agreed on the evaluation system is appropriate, while 33.33 percent neither agree nor disagree on the same.



A handwritten signature in blue ink, consisting of stylized, overlapping loops and a long horizontal stroke at the bottom.

Alumni Feedback on the Syllabus


Feedback regarding syllabus based on 07 parameters was collected from 50 Alumni. The responses are collected on 5 point Likert Scale. The response received from the alumni are shown in the below table. Figures shown in brackets are in percentage to the total.

Sl. No.	Questions	Response					Total
		1- Strongly Disagree	2- Disagree	3- Neither Agree nor Disagree	4- Agree	5- Strongly Agree	
1.	How would you rate the curriculum prescribed for your degree during your term in the college?	-	02 (4.00)	12 (24.00)	16 (32.00)	30 (60.00)	50 (100)
2.	Does the curriculum give you sufficient & necessary knowledge with respect to future career opportunities?	-	-	03 (6.00)	12 (24.00)	35 (70.00)	50 (100)
3.	How would you rate the course curriculum for fulfilling your expectations?	-	03 (6.00)	07 (14.00)	19 (38.00)	21 (42.00)	50 (100)
4.	How do you rate the relevance of your degree to your present job?	-	-	09 (18.00)	23 (46.00)	18 (36.00)	50 (100)
5.	How do you rate events/activities organized by the college for your overall development?	01 (2.00)	05 (10.00)	10 (20.00)	19 (38.00)	15 (30.00)	50 (100)
6.	How would you rate the motivation created by the syllabus to pursue post-graduation/research in the particular topic?	-	-	03 (6.00)	10 (20.00)	37 (74.00)	50 (100)
7.	How would you rate the new skills learnt in the due course of your study (other than curriculum)?	01 (2.00)	02 (4.00)	12 (24.00)	20 (40.00)	15 (30.00)	50 (100)

60 percent alumni strongly agreed on the curriculum prescribed during degree is appropriate, while 32 percent alumni agreed on the same. 70 percent alumni strongly agreed on the curriculum provide sufficient knowledge with respect to future career opportunities, while 24 percent alumni agreed on the same. 42 percent alumni strongly agreed on the curriculum fulfill the required expectations, while 38 percent agreed on the same. 46 percent alumni agreed on the degree is relevant to their present job, while 36 percent strongly agreed on the same. 38 percent alumni agreed on the events/activities organized by the college plays the role of catalyst in



respect of their overall development, while 30 percent strongly agreed on the same. 74 percent alumni strongly agreed on the syllabus motivate them to pursue post-graduation/ research in the particular topic, while 20 percent agreed on the same. 40 percent alumni agreed on the new skill learned in due course other than curriculum, while 30 percent strongly agreed on the same.



A handwritten signature in blue ink, consisting of stylized, overlapping loops and a long horizontal stroke extending to the left.